

**SEALION 5
SUPER HYBRID**

BYD



Distinctive, sophisticated design



Practical trunk space



'Floating roof' effect



1016 km
Range (WLTP Combined)



2.1 L/100 km
Fuel consumption (WLTP weighted Combined)




463/1410 L
Boot volume

Super Hybrid with DM Technology

Impressive performance with incredible efficiency

Blade Battery

Passes the Nail Penetration test



12.8" entertainment touchscreen



Vehicle-to-load



Spacious, comfortable cabin



BYD SEALION 5 DM-i Specification

● Standard ○ Optional — Not Available

Exterior	Comfort	Design
Metallic paint	●	●
LED headlights, automatic on/off	●	●
LED daytime running lights	●	●
Follow me home headlights (Auto on/delayed off function)	●	●
Dynamic welcome lights	—	●
Automatic headlights	●	●
Exterior mirror footlights	●	●
LED taillights	●	●
Aluminium roof rail	●	●
18" Bi-colour alloy wheels	●	●
225/60 R18 Tyres	●	●
Exterior mirrors, electrically adjustable, electrically folding, heated	●	●
Front windscreen, UV protection, soundproofing	●	●
Front windscreen, rain-sensing wipers, intermittent boneless wipers	●	●
Electric tailgate	—	●

Interior	Comfort	Design
Vegan leather, multi-function steering wheel	●	●
Vegan leather seats	●	●
Driver seat, electrically adjustable, 6 ways	●	●
Driver seat, heated	—	●
Driver seat, integrated headrest	●	●
Front passenger seat, electrically adjustable, 4 ways	●	●
Front passenger seat, heated	—	●
Front passenger seat, integrated headrest	●	●
Rear seats, manually adjustable headrest	●	●
Split folding rear seats, 40:60	●	●
Front seat footlights	●	●
Trunk light	●	●
LED front door lights	●	●
LED front reading lights	●	●
LED rear reading lights	●	●
4 x One-click lift window, anti-pinch	●	●
Front seat sun visors with illuminated mirror	●	●
Manual-dimming rear view mirror	●	●
Rear air vents	●	●
Boot parcel shelf	●	●
12V power output	●	●
Front centre armrest	●	●
Rear armrest, 2 cupholders	●	●
PM2.5 filter	●	●

Communications and In-Car Entertainment	Comfort	Design
8.8" TFT full LCD instrument panel	●	●
12.8" entertainment touchscreen	●	●
DAB+ & FM	●	●
6 speakers	●	●
Navigation ¹	●	●
Intelligent voice control - "Hi, BYD"	●	●
Onboard 4G connectivity ²	●	●
Cloud service - BYD APP ²	●	●
Front USB ports, 1 x 18W Type C, 1 x 60W Type C	●	●
Rear USB ports, 1 x 18W Type C, 1 x 60W Type C	—	●
Smartphone wireless charging, 15W single charge	●	●
Android Auto™ & Apple CarPlay ³	●	●

1. The Navigation system includes a 3-year free-trial subscription, initial activation of the Navigation service will be implemented when first using the app for live navigation services. The Navigation system is not available in all languages or countries. Please contact your local dealers for updates to check language and country availability.

2. 10 years free cloud service from first activation, 1.0GB entertainment data per month for free in first 2 years from first activation.

3. Apple CarPlay is a trademark of Apple Inc., registered in the U.S. and other countries. Please check Apple CarPlay's available regions at www.apple.com/ios/feature-availability/#apple-carplay.

Android and Android Auto are trademarks of Google LLC. Please check Android Auto's available regions at g.co/androidauto/requirements.

To wirelessly use Android Auto on your car display, you need a compatible Android smartphone with an active data plan. You can check which smartphones are compatible at g.co/androidauto/requirements.

To use Android Auto on your car display, you'll need an Android phone running Android 8 or higher, an active data plan, and the Android Auto app.

Safety

Comfort

Design

	Comfort	Design
Driver's airbag	●	●
Front passenger's airbag, deactivation switch	●	●
Front centre airbag	●	●
Front side airbags	●	●
Side curtain airbags	●	●
Pre-tensioned & force limiter front seat belts	●	●
Pre-tensioned outer rear seats belts	●	●
Rear middle seat emergency locking seat belt	●	●
ISOFIX and i-Size, front passenger and outer rear seats	●	●
Tyre Pressure Monitoring System (TPMS)	●	●
Auto-lock system	●	●
Mechanical child safety lock	●	●
Child Presence Detection (CPD)	●	●
Emergency call	●	●

Driving Assistance

Comfort

Design

	Comfort	Design
Parking radars, front	—	●
Parking radars, rear	●	●
Rear camera	●	—
360° view camera	—	●
Adaptive Cruise Control (ACC) & Intelligent Cruise Control (ICC)	●	●
Lane Keep Assistance (LKA)	●	●
Blind Spot Detection (BSD)	●	●
Driver Monitoring System (DMS)	●	●
Traction Control System (TCS)	●	●
Electronic Brake Distribution (EBD)	●	●
Intelligent Speed Limit Control (ISLC)	●	●
Rear Cross Traffic Alert (RCTA) & Rear Cross Traffic Brake (RCTB)	●	●
Emergency Lane Keeping Assist (ELKA)	●	●
Forward Collision Warning (FCW)	●	●
Rear Collision Warning (RCW)	●	●
Lane Departure Warning (LDW)	●	●
Door Opening Warning (DOW)	●	●
Lane Departure Assistant (LDA)	●	●
Electric Parking Brake (EPB)	●	●
Comfort Stop (CST)	●	●
Lane Departure Prevention (LDP)	●	●
Auto Hold	●	●
Automatic Emergency Braking (AEB)	●	●
Traffic Sign Recognition (TSR)	●	●
Hydraulic Brake Assistant (HBA)	●	●
Controller Deceleration Parking (CDP)	●	●
Vehicle Dynamics Control (VDC)	●	●
Hill Hold Control (HHC)	●	●
Brake Override System (BOS)	●	●

Convenience & Efficiency

Comfort

Design

	Comfort	Design
Driving modes: Eco, Normal, Sport, Snow	●	●
Vehicle-to-Load (V2L) function	●	●
2 x Smart key	●	●
Keyless entry & Keyless start	●	●
3.3kW On-Board Charger (OBC)	●	●

Paint Colour Options

Comfort

Design

Atlantis Blue



Obsidian Black



Time Grey




Polar White



Atlantis Blue



Polar White



Time Grey



Obsidian Black

Interior Colour Options

Comfort

Design

Black



White and Brown



Black




White and Brown

Technical Data

Dimensions (mm)

Comfort

Design



Length

4738

4738

Width

1860

1860

Width with extended exterior mirror

2063

2063

Height

1710

1710

Wheelbase

2712

2712

Front track

1565

1565

Rear track

1565

1565

Vehicle Weight & Capacity

Comfort

Design

Kerb weight (kg)

1724

1785

Gross vehicle weight (kg)

2134

2195

Max. front axle load (kg)

1124

1151

Max. rear axle load (kg)

1010

1044

Max. roof load (kg)

75

75

Max. towing capacity (unbraked, kg)

750

750

Max. towing capacity (braked, kg)

750

750

Min. turning circle (m)

6

6

Boot volume (L)

463

463

Boot volume - seats down (L)

1410

1410

Power performance	Comfort	Design
System total max power (kW)	156	156
Engine max net power (kW)	72	72
Rev. at max power (rpm)	6000	6000
Engine max torque (N·m)	122	122
Rev. at max torque (rpm)	4500	4500
Electrical motor max power (kW)	145	145
Electrical motor max torque (N·m)	300	300

Engine & Transmission	Comfort	Design
Displacement	1498cc/1.5L	1498cc/1.5L
Cylinder	4	4
Transmission	Automatic	Automatic

Battery	Comfort	Design
Battery type	BYD Blade Battery (LFP)	
Battery capacity (kWh)	12.96	18.3
Nominal voltage (V)	345.6	339.2

CO₂ Emissions	Comfort	Design
CO ₂ Emissions-combined (g/km)	62	48
Emission standard	Euro 6e-bis	Euro 6e-bis
Tank volume (L)	52	52
Fuel type	Petrol	Petrol
Fuel grade, minimum	95 E10	95 E10

WLTP Range & Consumption^{4,5}	Comfort	Design
Electric range - combined (km)	62	86
Electric range - city (km)	86	120
Range - combined (km)	992	1016
Electric consumption - combined (kWh/100km)	9.8	11.8
Electric consumption - city (kWh/100km)	12.6	13
Fuel Consumption - low (L/100km)	4.4	3.6
Fuel Consumption - medium (L/100km)	4.2	4.5
Fuel Consumption - high (L/100km)	4.8	4.9
Fuel Consumption - combined (L/100km)	5.5	5.5
Fuel Consumption - weighted combined (L/100km)	2.7	2.1

Charging Time^{6,7}	Comfort	Design
Charging port	CCS2	CCS2
Max AC charging power	3.3kW	3.3kW
AC charging time (3.3kW single-phase) 15%-100%	4.5h	6h

4. Power consumption is calculated in accordance with Regulation (EU) 2017-1151.

5. The WLTP range and consumption values are obtained under standard EU test conditions, according to the uniform provisions concerning the approval of motor vehicles with regard to the emissions based on the new World Harmonized Light Vehicle Test Procedure (WLTP). The actual range and energy consumption figures may vary due to a number of factors such as weather conditions, traffic situation, vehicle load and driving behaviours.

6. Charging times and charging speed may vary due to different factors such as battery temperature, specs of charging infrastructure, state of charge.

7. The AC charging power can up to 3.3kW while the actual charging power might be limited at low SOC.

Driving Performance	Comfort	Design
Electric motor type	Permanent Magnet Synchronous Motor	
Drive mode	FWD	FWD
Acceleration 0-100km/h (s)	7.7	8.1
Top speed (km/h)	170	170
Drag coefficient (Cd)	0.326	0.326
Front suspension	MacPherson	MacPherson
Rear suspension	Multi-Link	Multi-Link
Brakes	Front and Rear disc brakes	

*All information and illustrations are based on data available at the time of print and are subject to change without prior notice. Please contact your local BYD dealer for the latest information.